

Tree and Shrub Selection

Paul Buck (pbuck@plymouthmn.gov)

Rachael Heier (rheier@plymouthmn.gov)

Right Plant, Right Place

- Healthy
- Low maintenance
- Attractive
- Fits location
- Meets your needs



Wrong Plant, Wrong Place

- Grows too fast
- High maintenance
- Ugly
- Grows too slow
- Unhealthy
- Insect infestation
- Disease infection



Adding Diversity



Shade Trees - American Linden




- Large, heart-shaped leaves
- Pale yellow fall color
- Creamy yellow flowers in summer
- Good for pollinators
- Size: 80' x 60'

Shade Trees - Kentucky Coffeetree



- Adapted to pollution and wide range of soils
- Drought resistant
- Small green leaflets turn yellow in fall
- Seed pods persist through winter
- Size: 75' x 50'

Shade Trees - Ohio Buckeye



- Clusters of greenish-yellow flowers in spring
- Produces dark brown nuts w/ tan eye
- Leaves turn yellow-orange in fall
- Size: 40' x 40'

Ornamental Trees - Prairiefire Crab Apple



- Dark pink flowers throughout spring
- Highly adaptable and disease resistant
- Leaves maroon (spring), green (summer), and bronze (fall)
- Size: 20' x 15'

Shade Trees - Prairie Expedition Elm

- Umbrella-like shape with serrated leaves
- Bright yellow fall color
- Adapted to many environmental conditions
- Resistant to Dutch Elm Disease
- Size: 55' x 60'



Shade Trees - River Birch

- Rapid growth
- Cinnamon-colored curling bark
- Produces catkins in spring
- Resistant to birch borer
- Size: 70' x 60'



Shade Trees - Silver Queen Maple



- Large green leaves w/ silvery underside
- Seedless to near seedless variety
- Yellow fall color
- Small flower clusters in spring
- Size: 70' x 50'

Ornamental Trees - Snowdance Japanese Tree Lilac

- Large clusters of white flowers in summer
- Good for pollinators
- Resistant to diseases and pests
- Size: 20' x 20'



Evergreens - Balsam Fir

- Short dark green needles year-round
- Spicy fragrance
- Dark purple cones
- Good screen and windbreak
- Nesting and overwintering for birds
- Size: 75' x 25'



Evergreens - White Pine

- Hardy
- Soft bundles of blue-green needles year-round
- Long brown cones
- Good windbreak
- Nesting and overwintering for birds
- Size: 80' x 40'



Buckthorn Replacement



Dig One Hole for a Lifetime



Stem Girdling Roots?



Shrubs - Black Lace Elderberry



- Dark purple, finely cut leaves
- Creamy pink flowers in spring
- Blackish-red berries in fall
- Attracts songbirds
- Berries can be harvested for wine or jam
- Size: 8' x 8'

Shrubs - Bud's Yellow Dogwood

- Large and hardy w/ spreading branches
- White flowers in spring
- White berries in summer
- Bright yellow leaves in fall
- Yellow branches throughout winter
- Size: 8' x 7'




Shrubs - Common Witch Hazel




- Irregular branching pattern
- Dark green leaves
- Yellow, ribbon-like flowers
- Blooms late fall to early winter
- Host plant for spring azure butterfly
- Seeds attractive to songbirds
- Size: 25' x 20'

Shrubs - Issai Beautyberry

- Bushy, ground-hugging, arching branches
- Pink trumpet-shaped flowers mid summer
- Ornamental violet berries in fall
- Size: 4' x 5'



Shrubs - Magic Carpet Spirea



- Compact, ground-hugging
- Small pink flowers in late spring/early summer
- Pollinator friendly
- Red new leaves, gold mature leaves
- Russet fall color
- Size: 2' x 2'

Shrubs - Mango Tango Potentilla

- Compact, ground hugging
- Yellow flowers w/ orange center
- Blooms late spring to early fall
- Pollinator friendly
- Size: 2' x 2'



Fruits - Chipman Red Rhubarb

- Red edible stalks w/ crisp sweet taste
- Uses: fresh eating, jams, pies
- Harvest throughout summer
- Large ornamental green leaves
- White flowers early summer
- Size: 2.5' x 3'



Fruits - Luscious Pear



- Hardy, sweet, juicy
- Uses: fresh eating, baking, jams
- Harvest early fall
- Showy white flowers in spring
- Leaves turn deep purple in fall
- Need companion tree to produce fruit
- Size: 20' x 12'

Fruits - Parker Pear



- Crunchy, juicy, flavorful
- Uses: fresh eating, baking, jams
- Harvest late summer
- Showy white flowers in spring
- Leaves turn deep purple in fall
- Need companion tree to produce fruit
- Size: 35' x 8'

Fruits - SnowSweet Apple

- Cold hardy, disease-resistant
- Firm and crisp
- Sweet w/slight tart flavor
- Resist browning after cutting
- Harvest mid fall
- Size: 10' x 10'



Fruits - Sparkle Strawberry

- Self-pollinating
- Cold hardy
- Strong sweet flavor
- Uses: fresh eating, freezing, jams, baking
- Harvest late June
- Size: 12" x 12"



THANK
YOU!

Questions?