



# Organics Collection

Plymouth Environmental Academy: October 24, 2024



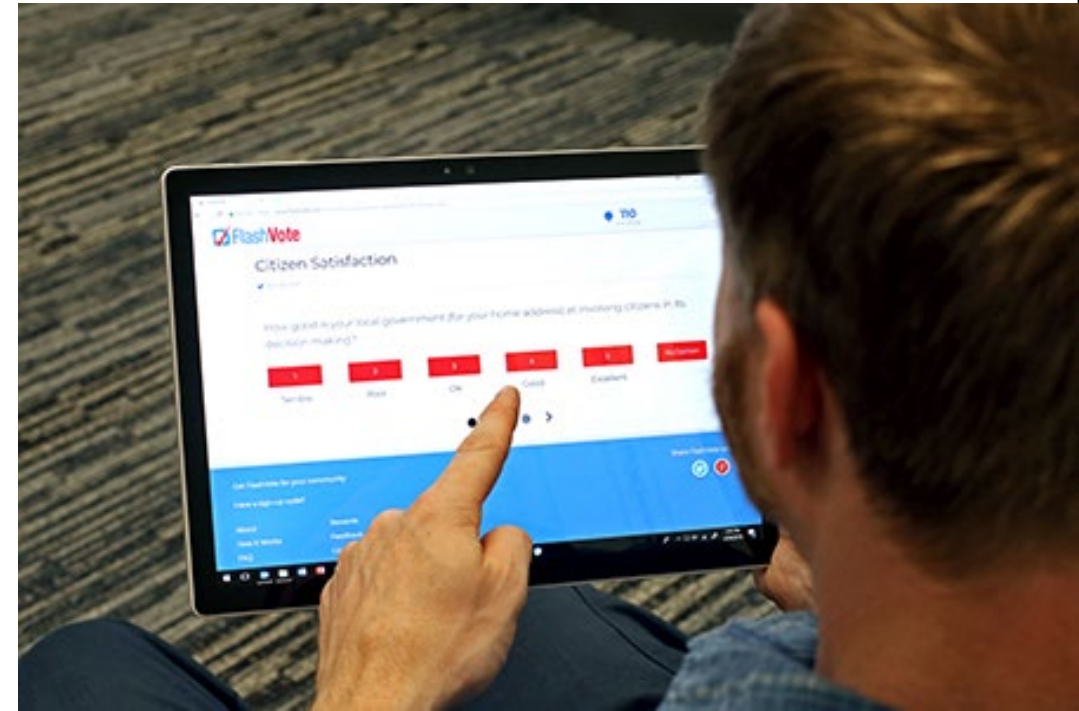
# Overview

- Plymouth's Role
- Resources
- What exactly is organic composting? (credit Hennepin County)
- Setting up organic recycling at home (credit Hennepin County)
- Participation, Growth & Costs



# Plymouth's Role

- City-led curbside collection began in March 2024
- Resulted from City and County Mandates
  - Single family and townhomes must have the option for regular, curbside organics service.
- Saving up to 50% of the cost of the open market pricing structure
- Council Involvement with public outreach and public process



# Resources

- [www.plymouthmn.gov/recycling](http://www.plymouthmn.gov/recycling)
- [www.plymouthmn.gov/organics](http://www.plymouthmn.gov/organics)
- [www.hennepin.us/organics](http://www.hennepin.us/organics)
- Mailings
- Phone: 763-509-5906
- [recycling@plymouthmn.gov](mailto:recycling@plymouthmn.gov)

## Curbside recycling and organics collection in Plymouth



It's easy to make a difference – recycle!

Recycling is important. It saves energy, conserves natural resources, and helps divert materials from the landfill. See inside for a list of accepted items, the 2025 recycling calendar, and information about curbside organics collection in the city.

[plymouthmn.gov/recycling](http://plymouthmn.gov/recycling)  
[plymouthmn.gov/organics](http://plymouthmn.gov/organics)





- Public Works

+ Project Spotlight

+ Engineering & Water  
Resources

+ Sewer & Water

+ Streets

+ Transit

Environmental Stewardship

Electric Vehicle Charging

- Recycling & Disposal

+ Curbside Recycling

Commercial and  
Multifamily Recycling

Licensed Garbage  
Haulers

Unique Item Disposal &  
Recycling


- Organic Waste  
Reduction and Diversion





[Departments](#) » [Public Works](#) » [Recycling & Disposal](#) »

## Organic Waste Reduction And Composting

 [Print](#)

 [Share & Bookmark](#)

Font Size:  



**SIGN UP FOR CURBSIDE ORGANICS COLLECTION**



# What is organics recycling?

- You collect food scraps, non-recyclable paper and compostable products around your home
- These materials are picked up by a waste hauler and delivered to an industrial compost site
- The organic material are recycled into compost, a nutrient-rich soil-like materials that can be used in gardens and landscaping projects





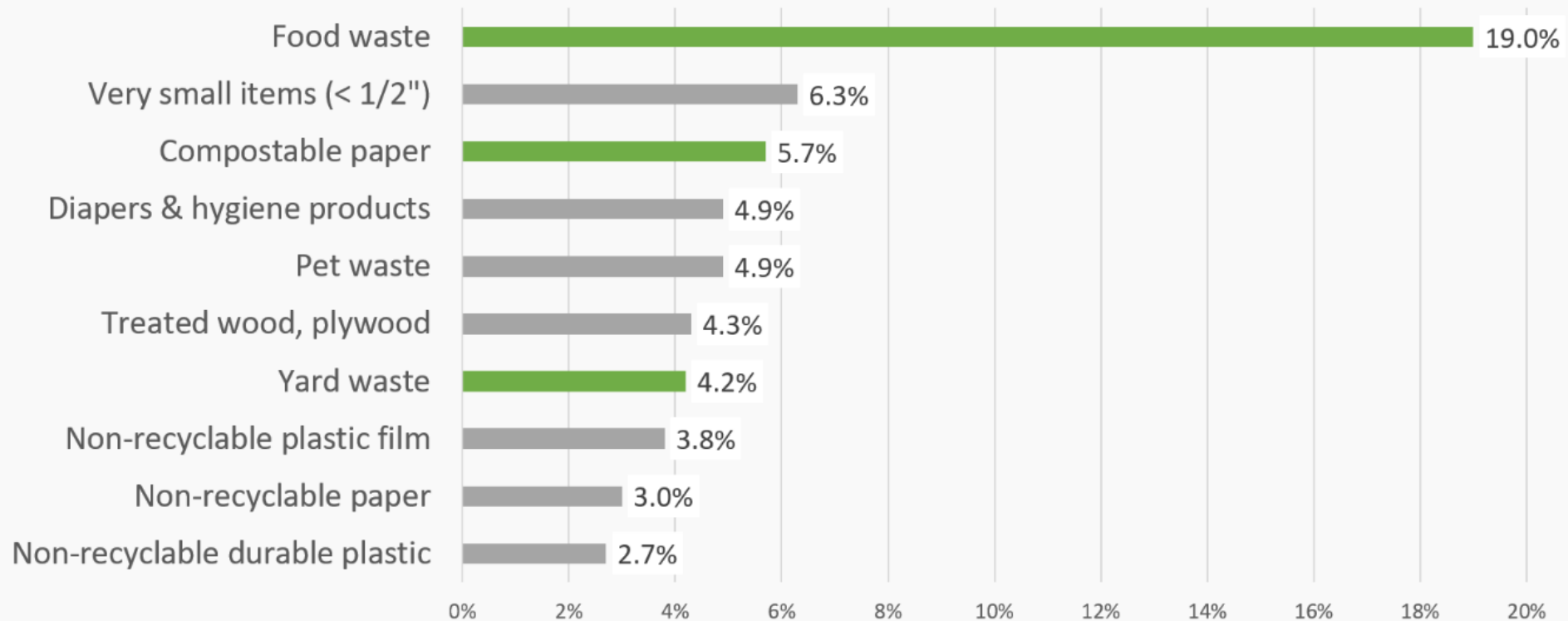
# Why is it important?

- Best opportunity to reduce our trash
- Puts our trash to better use by recycling it into a valuable resource
- Improves soil and protects the environment
- Supports a local economy

Give back  
to nature with  
**organics  
recycling**



# Organics are the most common material in the trash



Hennepin County 2016 residential waste sort data shows that nearly 25% of household trash is material accepted for organics recycling.






# What is accepted for organics recycling?

- All food
- Non-recyclable and food-soiled paper
- Certified compostable products
- Other compostable household items



# What is accepted for organics recycling?

- All food
  - Fruits and vegetables
  - Meat, fish and bones
  - Eggs and egg shells
  - Pasta, beans and rice
  - Bread and cereal
  - Nuts and shells



# What is accepted for organics recycling?

- Non-recyclable and food-soiled paper
  - Pizza boxes from delivery
  - Napkins and paper towels
  - Paper egg cartons





# What is accepted for organics recycling?

- Certified compostable products
  - Certified compostable paper and plastic cups, plates, bowls, utensils and containers
- Looks for the BPI or Cedar Grove logos or the term "compostable" on certified products



# What is accepted for organics recycling?

- Other compostable items
  - Coffee grounds and filters
  - Hair and nail clippings
  - Cotton balls and swabs with paper stems
  - Houseplants and flowers
  - Tea bags
  - Wooden item such as chopsticks, popsicle sticks and toothpicks



# What is **not** accepted?

- Keep these items out of the organics recycling:
  - Animal and pet waste, litter or bedding
  - Cleaning or baby wipes
  - Diapers and sanitary products
  - Dryer sheets
  - Grease or oil
  - Plastic bags and Styrofoam
  - Products labeled “biodegradable”
  - Recyclable items, including cartons, glass, metal, paper and plastic
  - Yard waste (depending on your program)





# How does organics recycling work?

- The organics you collect at home are:
  - Picked up by hauler
  - Delivered to a large-scale, industrial compost site





# At the compost site, the organics are:



Mixed with yard waste to get the correct ratio of carbon and nitrogen and the right moisture levels



Laid out in piles



Aerated to introduce oxygen



Left to compost and cure – a 6 or so month process in which bacteria is working to heat the pile and break down materials



# Before it's ready...

- The compost is screened to remove contaminants
- Common contaminants include:
  - Plastic bags and wrap
  - Small plastic items
  - Glass





# Finished compost is used in a variety of projects, such as:



School gardens



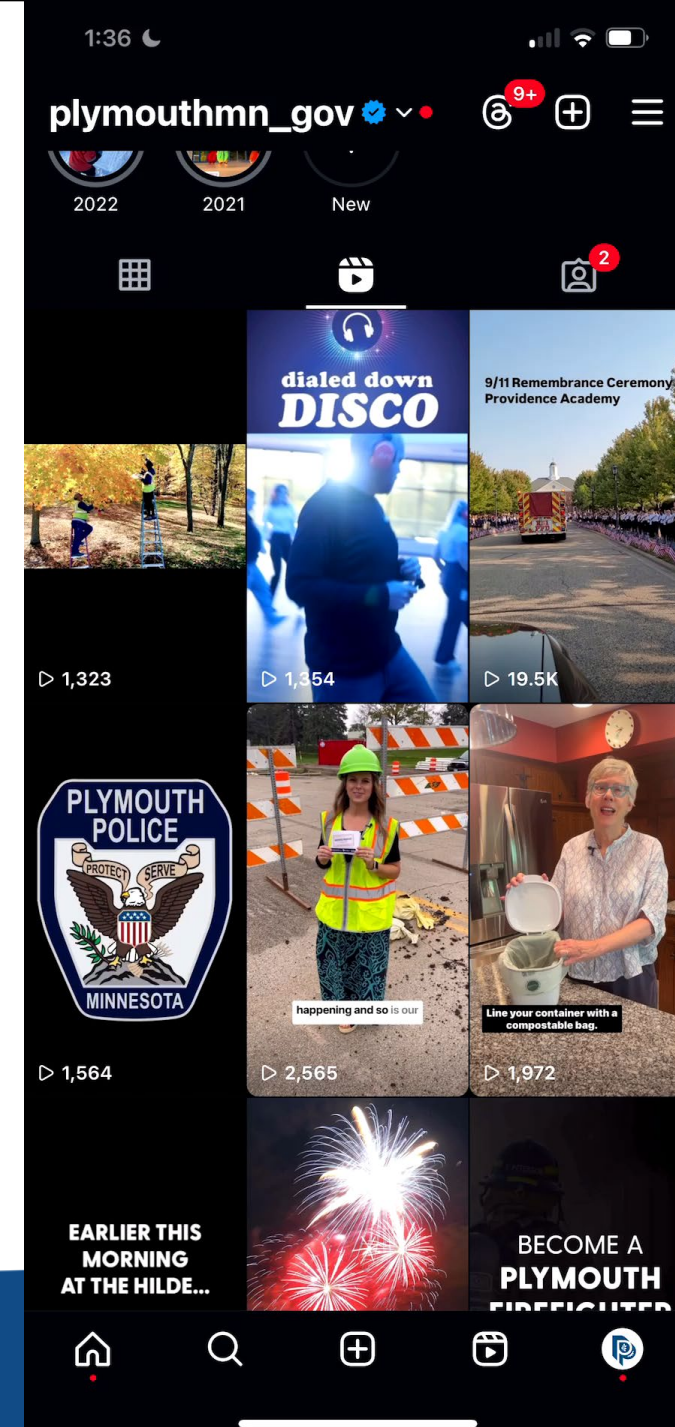
Road  
construction



Landscaping  
projects and  
community  
events

# How do I get started?

- Signup at [plymouthmn.gov/organics](https://plymouthmn.gov/organics)
- Carts delivered within a week or two
- Plymouth's social media video featuring resident Alison Cerier





# Steps to setting up organics recycling

- You're signed up and ready to participate in organics recycling. Great!
- Some steps you may need to take to get started:
  - Make space for your cart
  - Figure out your set up room-by-room
  - Get the supplies you need





# Make space for your cart

- Where will you put it:
  - Near your other carts
  - In your garage
  - Somewhere else?



# Need more room?

- Downsize to a smaller garbage cart
- Many cities and haulers offer the option to downsize your garbage cart
  - Can help make space for a new organics cart
  - Can save you money





# Inside the home: start with the kitchen

- This is where the most organics recycling is generated
- In the kitchen, you generally need:
  - A collection container
  - Compostable bags





# Choose your collection container – there are many options



Small  
countertop  
container



Fancier metal  
container



Larger  
container



Bowl on your  
kitchen  
counter

# Choose the location – make it work for you



Countertop  
containers are  
convenient



Under the sink  
is more hidden



Paired with  
recycling and  
trash bins  
helps ensure  
things end up  
in the right



A larger  
container can  
hold more



# Keep a container in the fridge or freezer

- Good for wetter organics like fruits, vegetables and meat
- Reduces pests and smells and helps compostable bags last longer





# Expand to other rooms

- Collect organics in the bathroom, bedrooms, office
- Remember items like tissues, paper towels, cotton balls, hair, and pet fur are accepted for organics recycling



# Have well-labeled bins

- Help everyone in your household know what goes where
- Order labels at [www.hennepin.us/recycleeverywhere](http://www.hennepin.us/recycleeverywhere)



# Empty your organics often

- This will reduce pests, smells and make sure your compostable bags don't break down





# Try different brands of compostable bags

- Each brand will perform differently – so try a few and find what works for you
- Look at your grocery or home goods store, or order online
- Look for the BPI logo on compostable plastic bags
- Remember paper bags work, too!




# What does Biodegradable Mean?

- Use BPI (Biodegradable Products Institute) logos to identify certified compostable foodservice items.
- BPI certifies products for compostability through scientific lab testing including testing to verify the product will fully and safely break down in a commercial-composting environment.
- Labels like 'biodegradable', 'compostable', 'made from plants', 'made from corn starch', 'all natural', etc. are not equivalent to a product having a BPI logo.



Know what items  
need to go in  
compostable bags

- Some programs allow you to put larger items like pizza boxes from delivery and paper egg cartons into the cart without being bagged





# Participation, Growth & Costs

- Currently have 3,700 properties participating
- 26,000 eligible properties
- 14% Participation
- Average 1.33 people signing up per day
- Tracking to finish year under 15%



# Participation, Growth & Costs

- Costs match participation

Year	SSOM percent participation monthly CDU price.						
	0%-10%	10%-15%	15%-20%	20%-25%	25%-30%	30%-40%	40%-50%
2024	\$3.00	\$3.50	\$4.00	\$4.50	\$5.00	\$5.50	\$6.00
2025	\$3.12	\$3.64	\$4.16	\$4.68	\$5.20	\$5.72	\$6.24
2026	\$3.24	\$3.79	\$4.33	\$4.87	\$5.41	\$5.95	\$6.49
2027	\$3.37	\$3.94	\$4.50	\$5.06	\$5.62	\$6.19	\$6.75



